

A photograph of children playing soccer on a grassy field, overlaid with a semi-transparent purple filter. In the foreground, a young girl in a striped shirt and dark dress is kicking a soccer ball. A boy in a white and grey long-sleeved shirt and jeans is running towards her. In the background, another child is visible, slightly out of focus.

GREATERSPORT

**WORKFORCE
BOROUGH PRESENTATION
BOLTON**

ETHNICITY OF RESIDENTS

1.77%

Of the population of Bolton are mixed, compared to 2.26% in GM.

14.0%

Of the population are Asian compared to 10.2% in GM.

1.68%

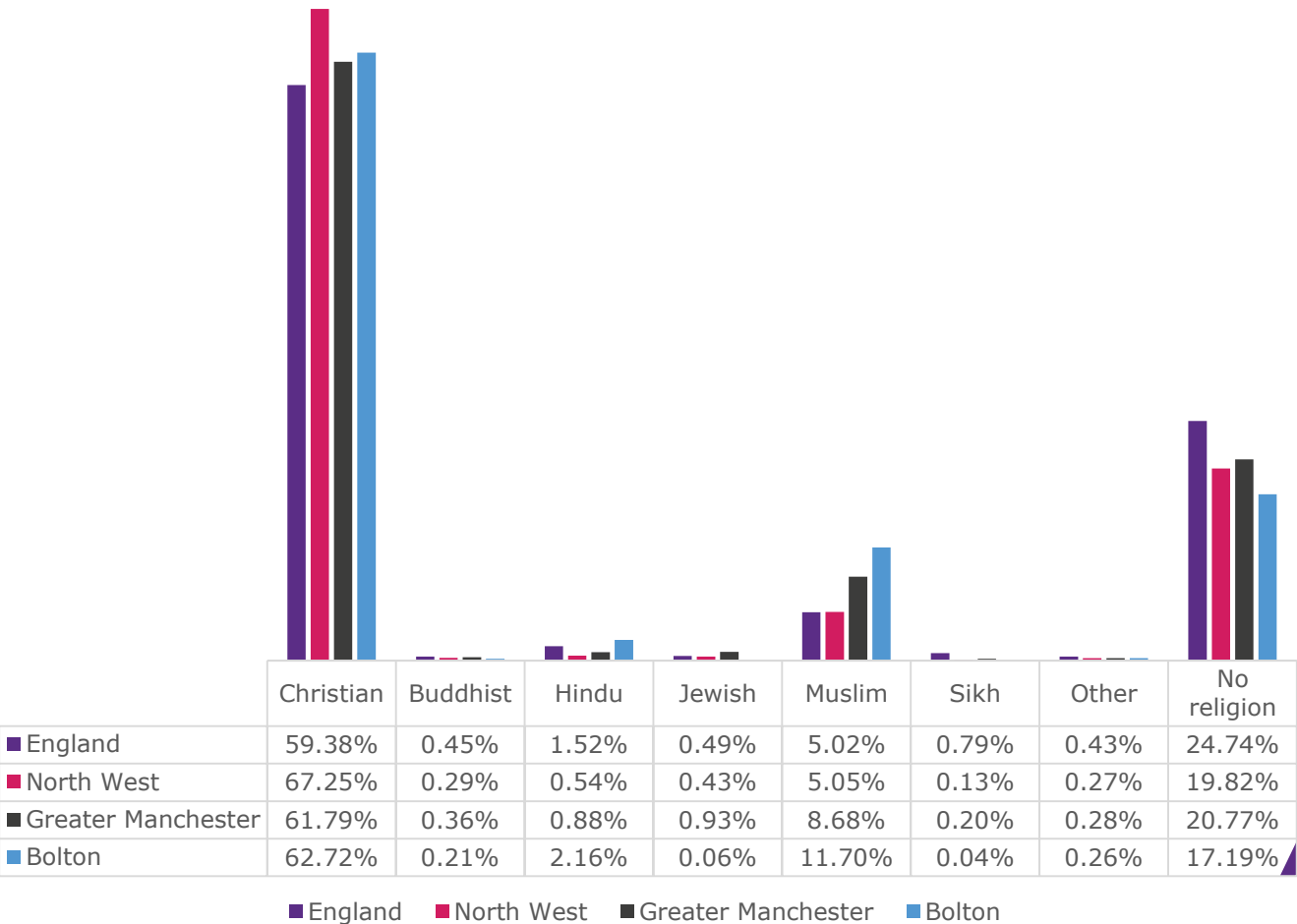
Of the population are black, compared to 2.8% in GM.

0.67%

Of the population are other, compared to 1.02% in GM.



ETHNICITY OF RESIDENTS



ETHNICITY OF RESIDENTS

Of four clusters identified across GM has having highest BAME population, one is in Bolton: Rumworth & Great Lever.
Consultation conducted across GM with Faith Centres VIA 8 Focus Groups and 160 survey responses, identifying:

MOTIVATIONS

STAYING HEALTHY/ WEIGHT LOSS - WOMEN
SOCIAL ASPECT AND HAVING A FRIEND TO GO WITH
LEARNING A NEW SKILL
FAITH & HEALTH – PARTICULARLY HINDUISM

BARRIERS

MARRIAGE & FAMILY COMMITMENTS - FEMALES
LANGUAGE BARRIER / PARENTAL ATTITUDES – OLDER GENERATION
NOT FEELING WELCOME IN NON BAME ENVIRONMENT
LACK OF BAME ROLE MODEL
LACK OF AWARENESS OF OPPORTUNITIES

RECOMMENDATIONS

USE FAITH CENTRES AS A HUB
TRAIN FAITH CENTRE VOLUNTEER WORKFORCE
MESSAGE – BRING FAMILY AND COMMUNITY TOGETHER
SUPPORT TO CONNECT TO FUNDING WITH OTHER SPORT/PA ORGANISATIONS



GREATERSPORT

VOLUNTEERING VCSE SECTOR STATE OF THE SECTOR



A joint venture to support
the local VCSE sector
in the ten boroughs of
Greater Manchester

HOW MANY ORGANISATIONS IN THE VCSE SECTOR?

There are an estimated 15,890 organisations in GM, 77% are micro organisations with an income below £10,000

1,561 ORGANISATIONS IN BOLTON (403 REGISTERED)

71% MICRO ORGANISATIONS

36,300 VOLUNTEERS

3,000 FTE PAID STAFF

2.3 MILLION INTERVENTIONS

30% IN SPORT AND LEISURE

64% PLAN OR ARE WORKING WITH THE VCSE SECTOR

ORGANISATIONS IDENTIFYING BOLTON AS KEY AREA:

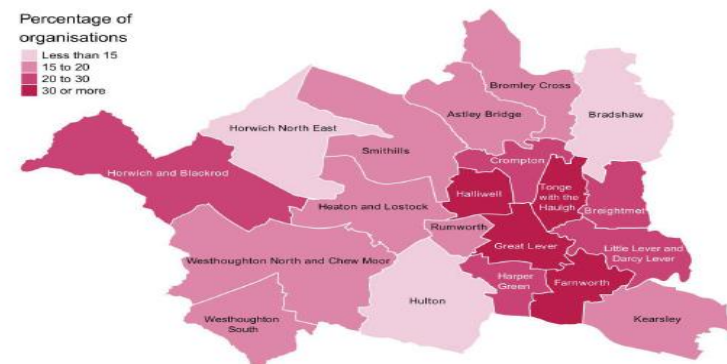
36 per cent of Bolton organisations identified Great Lever as a main focus of their work.

In addition between 25 and 32 per cent of Bolton organisations Identified Farnworth, Halliwell, Tonge with the Haugh and Crompton as a main focus.

The three wards which were a main focus for the lowest proportions of Bolton organisations were:

- Bradshaw (12 per cent)
- Horwich North East (13 per cent)
- Hulton (15 per cent).

Map 4.1: Percentage of organisations that identify Bolton's wards as a main focus of their work



Source: Bolton State of the VCSE sector survey 2016/17
Base: 75

WHO BENEFITS FROM THIS WORK?


GM



33%
Everyone



23%
Children and young adults



17%
Older people



15%
Women



12%
Men

10%
Disabled people

10%
People with mental health problems

9%
Unemployed people

BOLTON

28% EVERYONE

9% PEOPLE WITH MENTAL HEALTH PROBLEMS

26% CHILDREN & YOUNG PEOPLE

10% CARERS

17% OLDER PEOPLE

8% ETHNICITY

17% WOMEN & 14% MEN

9% UNEMPLOYED

11% PEOPLE WITH A DISABILITY

TYPES OF ORGANISATIONS IN BOLTON:

30% LOCAL VCSE

19% COMMUNITY/ NEIGHBOURHOOD

3% SOCIAL ENTERPRISE

7% COMMUNITY CENTRE/ VILLAGE HALL

6% FAITH GROUP

7% SPORTS CLUB

6% LOCAL BRANCH OR NATIONAL

WHERE DO THESE ORGANISATIONS WORK?



46%
Health &
wellbeing



39%
Community
development



26%
Education,
training &
research
(including information,
advice and guidance)



25%
Sport &
leisure

48% HEALTH AND WELLBEING

37% COMMUNITY DEVELOPMENT

30% SPORT AND PHYSICAL ACTIVITY

30% EDUCATION, TRAINING AND RESEARCH

14% ARTS, HERITAGE AND CULTURE

13% SOCIAL CARE

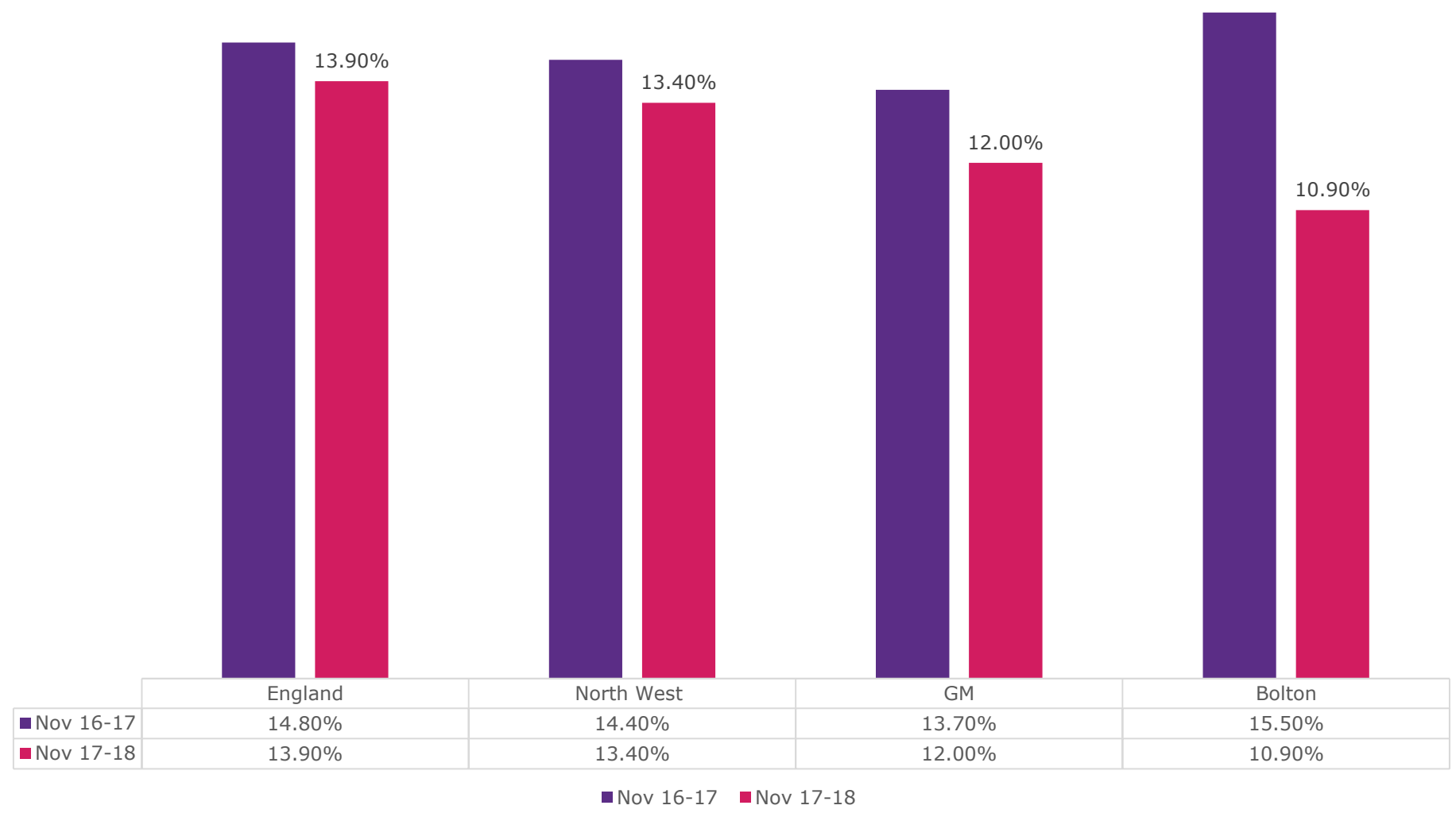
10% ENVIRONMENT

GREATERSPORT

VOLUNTEERING ACTIVE LIVES

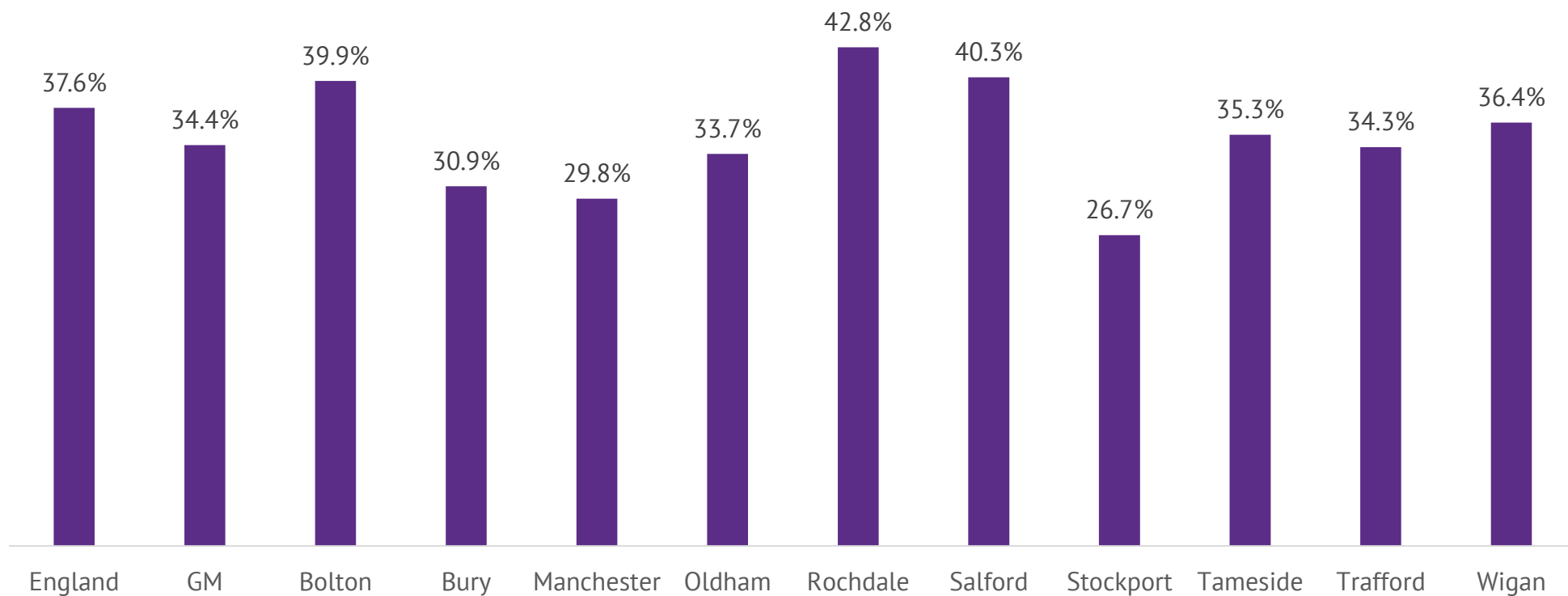


VOLUNTEERING – ACTIVE LIVES



VOLUNTEERING – ACTIVE LIVES

Volunteered at least twice in the last 12 months Years 5-11



KEY POINTS

LOW SOCIO-ECONOMIC GROUPS

Those from low socio-economic backgrounds are less likely to do any kind of volunteering than those in Higher socio-economic backgrounds. 20.3% of Bolton residents are living in the lowest 10% LSOA and 36.4% of Bolton residents are in the NS SEC 6-8.

LONG TERM HEALTH CONDITIONS/ DISABILITY

19.8% of people in Bolton have a long term health condition or disability, compared to 17.6% in England and 19.43% in GM. People with long term health conditions are more likely to informally Volunteer. 24.7% of Bolton residents have high anxiety, currently only 9% of people benefiting from the VCSE sector having poor mental health.

ETHNICITY/ FAITH GROUPS

6% of the current VCSE organisations operate in Faith Groups, of those who benefit from the work, 8% Are from ethnic backgrounds. Great Lever has high levels of BAME residents and is a key Focus of work for the LP and for the VCSE sector. Within Bolton 11.7% of residents are Muslim and 2.16% are Hindu, which is higher than both England and GM. The Asian population is 14.0%.