

A photograph of children playing soccer on a grassy field, overlaid with a semi-transparent purple filter. In the foreground, a young girl in a striped shirt and dark dress is kicking a soccer ball. A boy in a white and grey shirt is running nearby. Other children are visible in the background.

GREATERSPORT

**WORKFORCE
BOROUGH PRESENTATION
BURY**



UNEMPLOYMENT & NEETS

01 /

% of people in Bury who are unemployed.

4.0%

Compared to 4.9% in GM and 4.0% in England.

02 /

% of NEET Young people

9.4%

Compared to 6.9% in GM and 6.0% in England.

DISABILITY & MENTAL WELLBEING

18.8%

Of people in Bury with a long term disability or health condition, compared to 17.6% in England and 19.43% in Greater Manchester.

5.3%

Of people in Bury have low worthwhile, compared to 3.6% of people in England.

23.9%

Of people in Bury have high levels of anxiety, compared to 19.9% in England.

12.3%

Of people in Bury have low happiness, compared to 8.5% of people in England.

6.8%

Of people in Bury have low satisfaction, compared to 4.5% in England.



PREMATURE MORTALITY

Per 100k

60.6

People die early of CVD in Bury compared to 46.7 people in England.

87.3

Die early from cancer, compared to 79.4 people in England.

21.6

Die early from a respiratory disease, compared to 18.6 people in England.



GREATERSPORT

VOLUNTEERING VCSE SECTOR STATE OF THE SECTOR



A joint venture to support
the local VCSE sector
in the ten boroughs of
Greater Manchester

HOW MANY ORGANISATIONS IN THE VCSE SECTOR?

There are an estimated 15,890 organisations in GM, 77% are micro organisations with an income below £10,000

1,135 ORGANISATIONS IN BURY

50% PLAN OR ARE WORKING WITH THE VCSE SECTOR

19,000 VOLUNTEERS

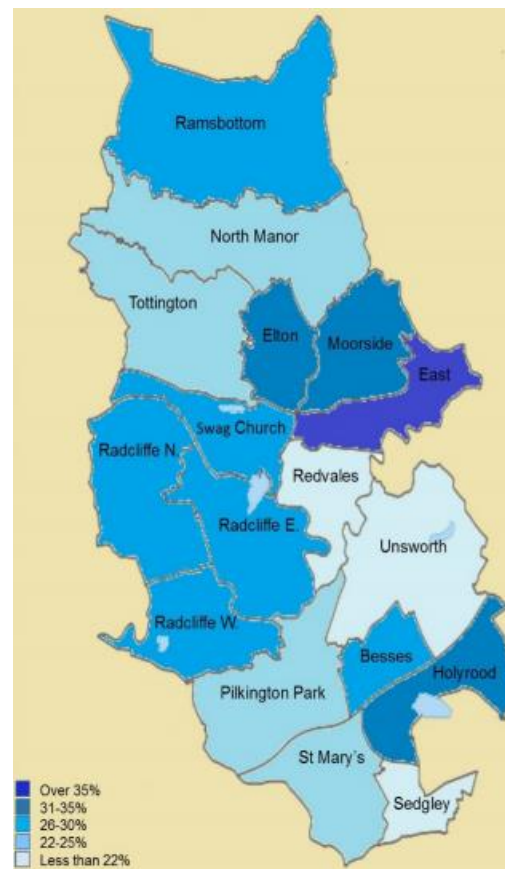
77.5% MICRO ORGANISATIONS

ORGANISATIONS IDENTIFYING BURY AS KEY AREA:

Fairly even geographical spread with highest amount of activity in East Bury

Organisations also operate in other GM boroughs, most commonly in

Bolton (32%)
Manchester (29%)
Stockport (26%)



WHO BENEFITS FROM THIS WORK?

GM



33%
Everyone



23%
Children and
young adults



17%
Older people



15%
Women



12%
Men

10%
Disabled people

10%
People with mental
health problems

9%
Unemployed
people

BURY

63% CHILDREN & YOUNG ADULTS

28% OLDER PEOPLE

39% WOMEN & 28% MEN

42% PEOPLE WITH A DISABILITY OR MENTAL HEALTH ISSUES

TYPES OF ORGANISATIONS IN BURY:

17% LOCAL VCSE

14% COMMUNITY/ NEIGHBOURHOOD

11% SPORT, LEISURE OR SOCIAL GROUP

9% GM REGIONAL VOLUNTARY ORGANISATION

5% SOCIAL ENTERPRISES

WHERE DO THESE ORGANISATIONS WORK?

GM



BURY

61% HEALTH AND WELLBEING

33% COMMUNITY DEVELOPMENT

31% SPORT AND PHYSICAL ACTIVITY

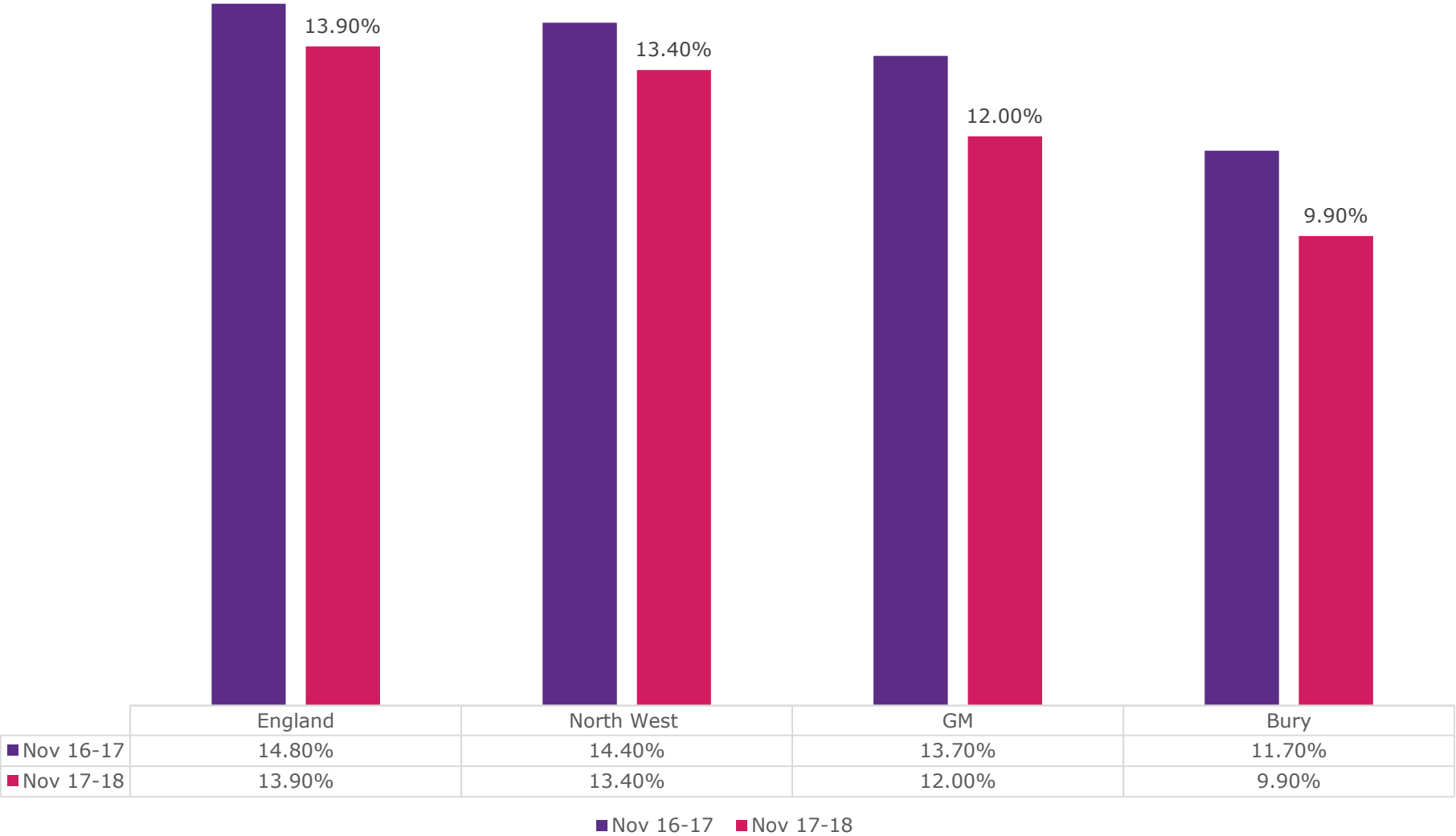
23% ECONOMIC WELLBEING

GREATERSPORT

VOLUNTEERING ACTIVE LIVES

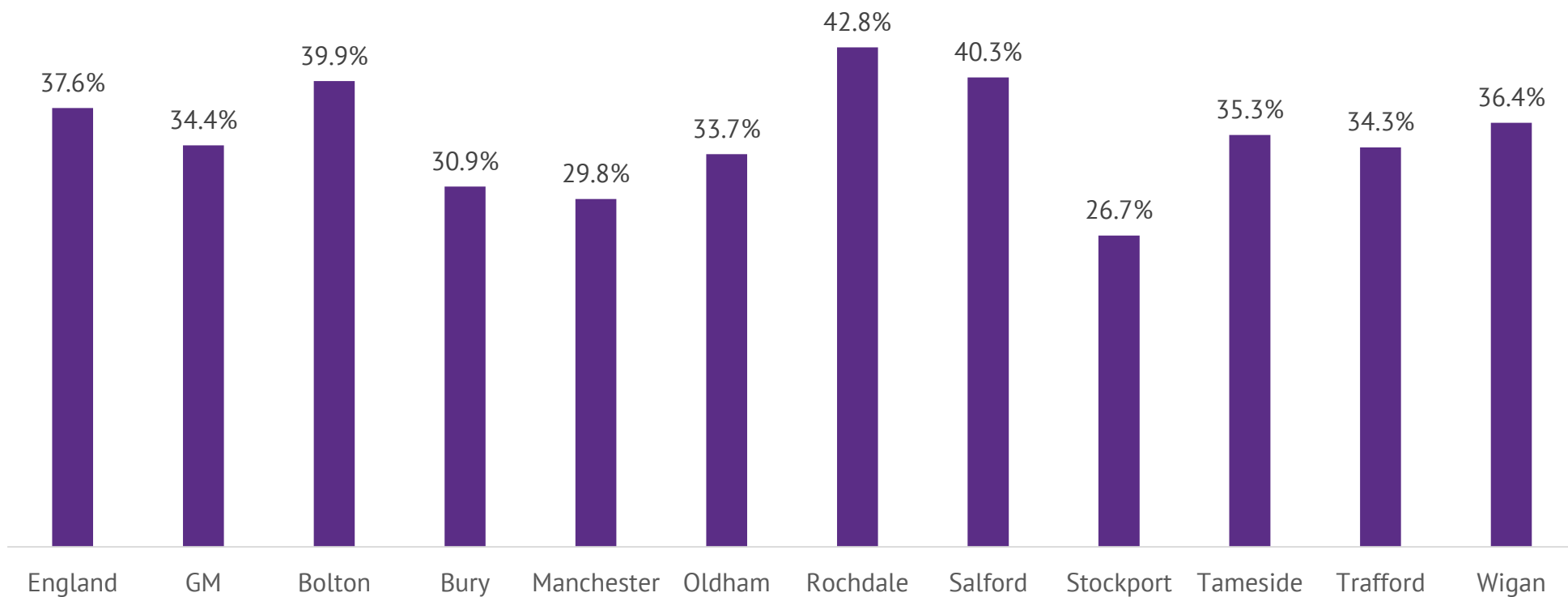


VOLUNTEERING – ACTIVE LIVES



VOLUNTEERING – ACTIVE LIVES

Volunteered at least twice in the last 12 months Years 5-11



KEY POINTS

NEET YOUNG PEOPLE

Within Bury 9.4% of young people are considered NEET (Not in Education, Employment or Training), Compared to 6.9% in GM. There is a high focus on Bury East among the VCSE sector, where there are also high levels of worklessness.

PREMATURE MORTALITY

18.8% of people in Bury have a long term health condition or disability, compared to 17.6% in England and 19.43% in GM. People with long term health conditions are more likely to informally Volunteer. More specifically the number of people dying prematurely from long term health conditions is higher in Bury than in England. Currently only 28% of people who benefit from these organisations are considered older people.

MENTAL HEALTH

23.9% of people in Bury have high anxiety, compared to 19.9% in England. With 42% of people benefitting from the work of organisations being those with disability or mental health conditions.