

A photograph of children playing soccer on a grassy field, overlaid with a semi-transparent purple filter. In the foreground, a young girl in a striped shirt and dark overalls is kicking a soccer ball. A boy in a white and grey long-sleeved shirt is running towards her. In the background, another child is visible, slightly out of focus.

GREATERSPORT

**WORKFORCE
BOROUGH PRESENTATION
SALFORD**

DEMOGRAPHIC BREAKDOWN DEPRIVATION SALFORD

28.7% IN 10% MOST DEPRIVED LSOA

21% for GM

44% IN 20% MOST DEPRIVED LSOA

35% for GM



ETHNICITY OF RESIDENTS

1.97%

Of the population of Salford are mixed, compared to 2.26% in GM.

4.03%

Of the population are Asian compared to 10.2% in GM.

2.80%

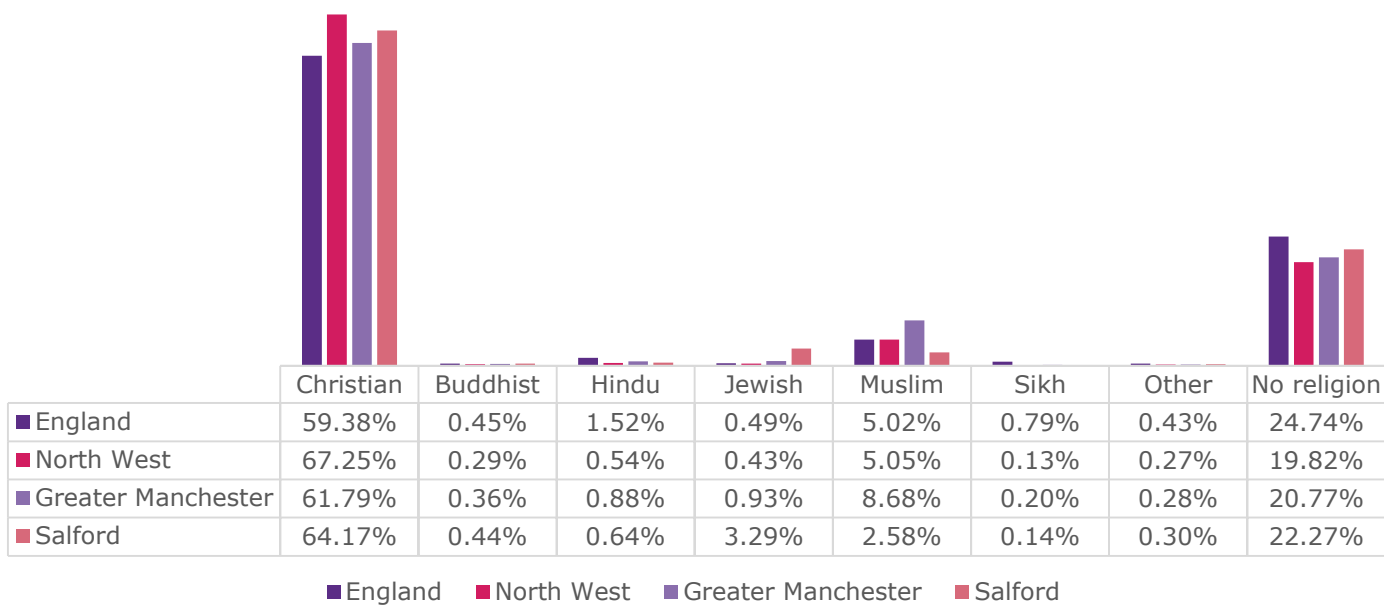
Of the population are black, compared to 2.8% in GM.

1.06%

Of the population are other, compared to 1.02% in GM.



ETHNICITY OF RESIDENTS



ETHNICITY OF RESIDENTS

Consultation conducted across GM with Faith Centres VIA 8 Focus Groups and 160 survey responses, identifying:

MOTIVATIONS

STAYING HEALTHY/ WEIGHT LOSS - WOMEN
SOCIAL ASPECT AND HAVING A FRIEND TO GO WITH
LEARNING A NEW SKILL
FAITH & HEALTH – PARTICULARLY HINDUISM

BARRIERS

MARRIAGE & FAMILY COMMITMENTS - FEMALES
LANGUAGE BARRIER / PARENTAL ATTITUDES – OLDER GENERATION
NOT FEELING WELCOME IN NON BAME ENVIRONMENT
LACK OF BAME ROLE MODEL
LACK OF AWARENESS OF OPPORTUNITIES

RECOMMENDATIONS

USE FAITH CENTRES AS A HUB
TRAIN FAITH CENTRE VOLUNTEER WORKFORCE
MESSAGE – BRING FAMILY AND COMMUNITY TOGETHER
SUPPORT TO CONNECT TO FUNDING WITH OTHER SPORT/PA ORGANISATIONS



DISABILITY & MENTAL WELLBEING

20.7%

Of people in Salford with a long term disability or health condition, compared to 17.6% in England and 19.43% in Greater Manchester.

9.9%

Of people in Salford have low happiness, compared to 8.5% of people in England.

18.5%

Of people in Salford have high levels of anxiety, compared to 19.9% in England.

6.0%

Of people in Salford have low satisfaction, compared to 4.5% in England.

4.1%

Of people in Salford have low worthwhile, compared to 3.6% of people in England.





GREATERSPORT

VOLUNTEERING VCSE SECTOR STATE OF THE SECTOR



A joint venture to support
the local VCSE sector
in the ten boroughs of
Greater Manchester

HOW MANY ORGANISATIONS IN THE VCSE SECTOR?

There are an estimated 15,890 organisations in GM, 77% are micro organisations with an income below £10,000

1,513 ORGANISATIONS IN SALFORD (479 REGISTERED)

69% MICRO ORGANISATIONS

36,500 VOLUNTEERS

3,500 FTE PAID STAFF

2.4 MILLION INTERVENTIONS

26% IN SPORT AND LEISURE

69% PLAN OR ARE WORKING WITH THE VCSE SECTOR

ORGANISATIONS IDENTIFYING SALFORD AS KEY AREA:

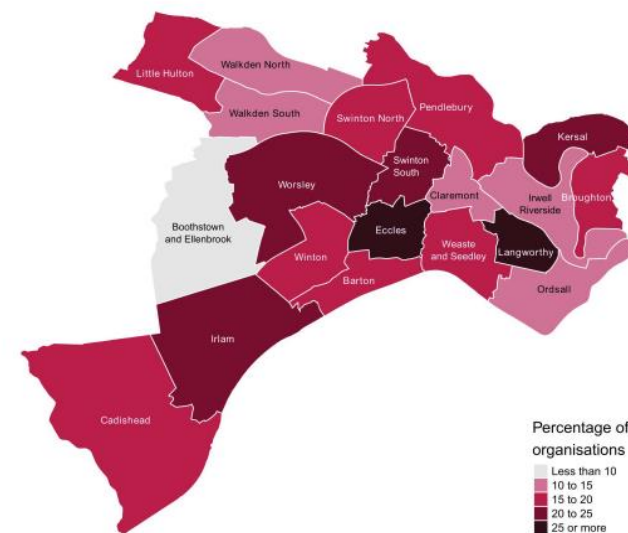
28 per cent of Salford organisations identified Eccles as a main focus of their work.

In addition between 20 and 25 per cent of Salford organisations identified Worsley, Swinton South, Kersal, Irlam and Langworthy as a main focus.

The three wards which were a main focus for the lowest proportions of Salford organisations were:

- Boothstown & Ellenbrook (10 per cent)
- Claremont (11 per cent)
- Irwell Riverside (12 per cent).

Map 4.1: Percentage of organisations that identify Salford's wards as a main focus of their work



Source: Salford State of the VCSE sector survey 2016/17
Base: 83

WHO BENEFITS FROM THIS WORK?


GM



33%
Everyone



23%
Children and young adults



17%
Older people



15%
Women



12%
Men

10%
Disabled people

10%
People with mental health problems

9%
Unemployed people

SALFORD

27% EVERYONE

22% CHILDREN & YOUNG PEOPLE

24% OLDER PEOPLE

23% WOMEN & 18% MEN

10% PEOPLE WITH MENTAL HEALTH PROBLEMS

12% PEOPLE WITH A DISABILITY

10% PEOPLE WITH LEARNING DISABILITIES

9% LONE PARENTS & FAMILIES

9% UNEMPLOYED

TYPES OF ORGANISATIONS IN SALFORD:

21% LOCAL VCSE

16% COMMUNITY/ NEIGHBOURHOOD

14% SOCIAL ENTERPRISE

7% COMMUNITY CENTRE/ VILLAGE HALL

3% FAITH GROUP

11% SPORTS CLUB

WHERE DO THESE ORGANISATIONS WORK?

GM



SALFORD

- 50% HEALTH AND WELLBEING
- 44% COMMUNITY DEVELOPMENT
- 26% SPORT AND PHYSICAL ACTIVITY
- 24% EDUCATION, TRAINING AND RESEARCH
- 13% ARTS, HERITAGE AND CULTURE
- 7% SOCIAL CARE

GREATERSPORT

VOLUNTEERING ACTIVE LIVES

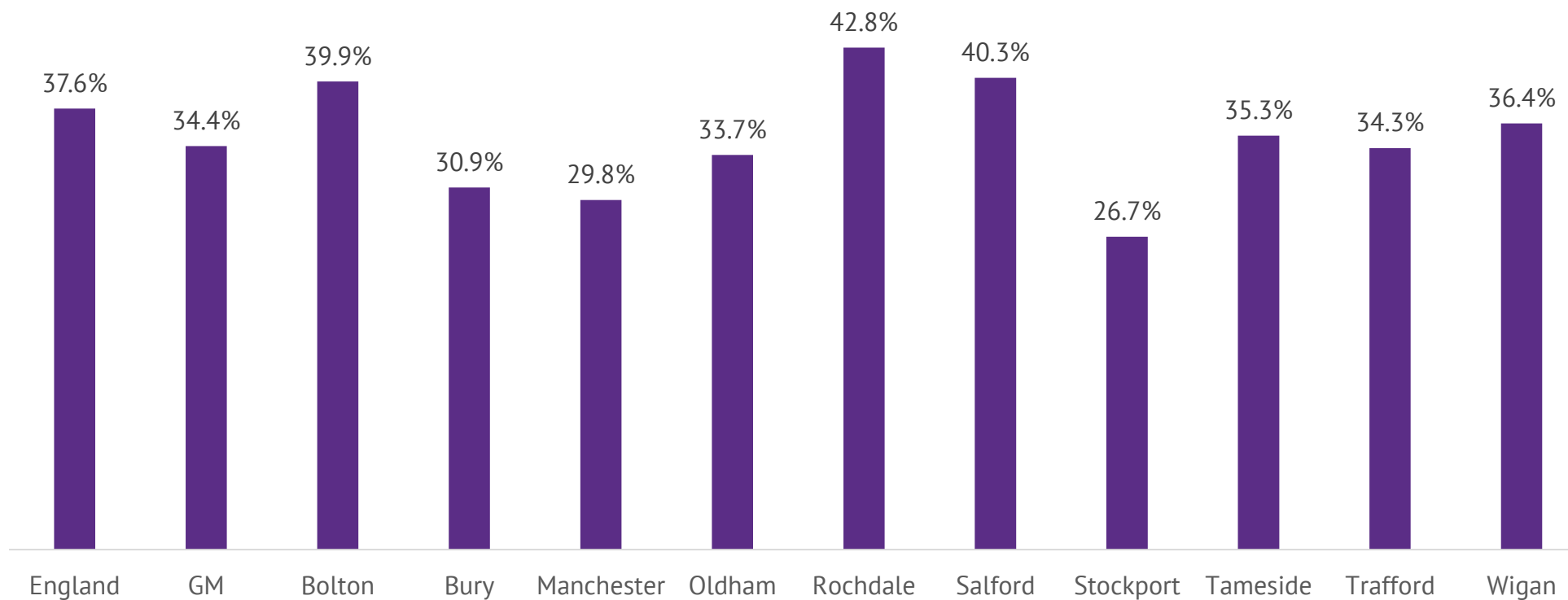


VOLUNTEERING – ACTIVE LIVES



VOLUNTEERING – ACTIVE LIVES

Volunteered at least twice in the last 12 months Years 5-11



KEY POINTS

Disadvantaged Communities

Those from low socio-economic backgrounds are less likely to do any kind of volunteering than those in higher socio-economic backgrounds. 28.7% of Salford residents live in the lowest 10% LSOA.

Disability/ Long Term Health Condition

20.7% of people in Salford have a long term health condition or disability, compared to 17.6% in England and 19.43% in GM. People with long term health conditions are more likely to informally Volunteer. 109.4 people out of each 100k die prematurely from cancer (compared to 79.4 in England), 37.4 from respiratory disease (compared to 18.6) and 69.7 from cardiovascular disease (compared to 46.7).

Jewish Communities

Within Salford 3.29% of the population are Jewish which is higher than both GM (0.93%) and National. Of the organisations working in Salford only 3% are Faith Groups.