

A photograph of children playing soccer on a grassy field, overlaid with a semi-transparent purple filter. In the foreground, a young girl in a striped shirt and dark dress is kicking a soccer ball. A boy in a white and grey long-sleeved shirt is running towards her. In the background, another child is visible, slightly out of focus.

GREATERSPORT

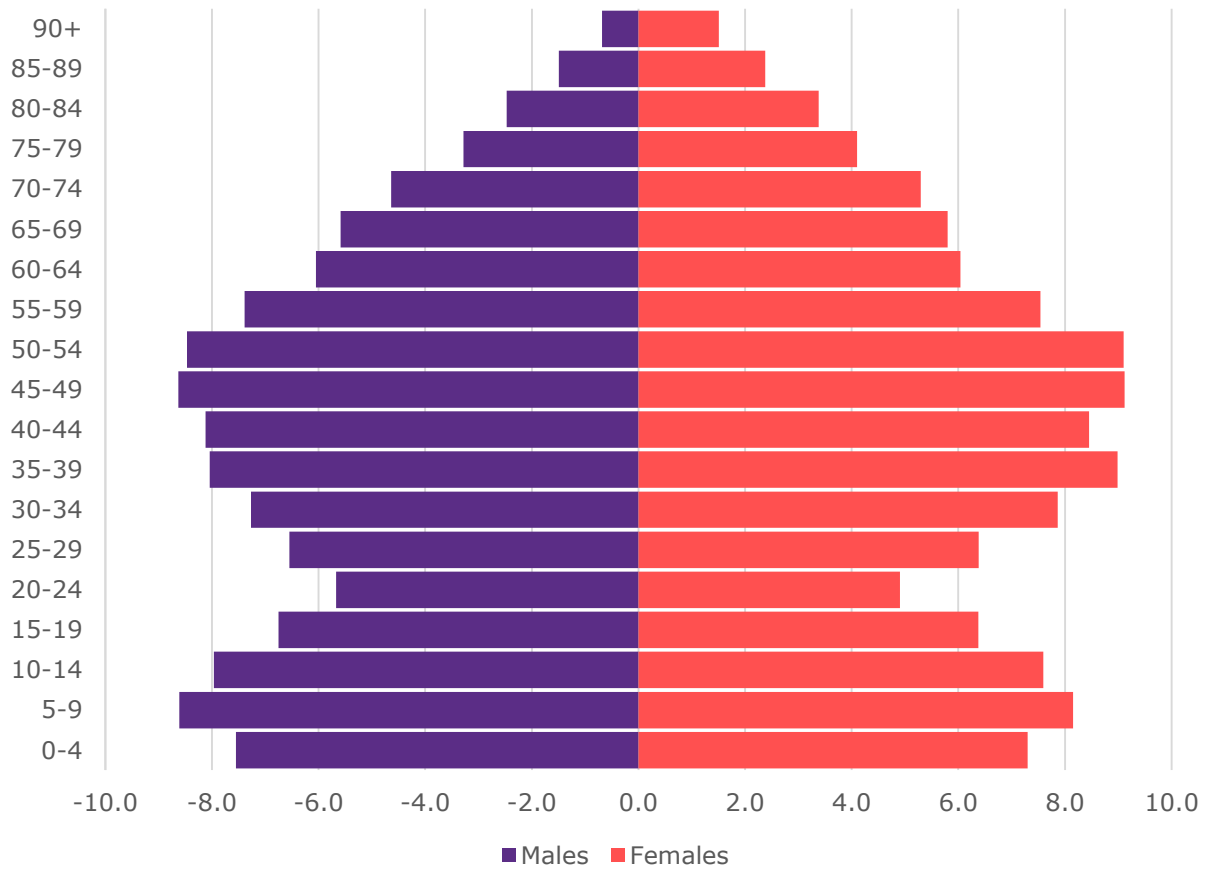
**WORKFORCE
BOROUGH PRESENTATION
TRAFFORD**

TRAFFORD POPULATION & PROJECTIONS

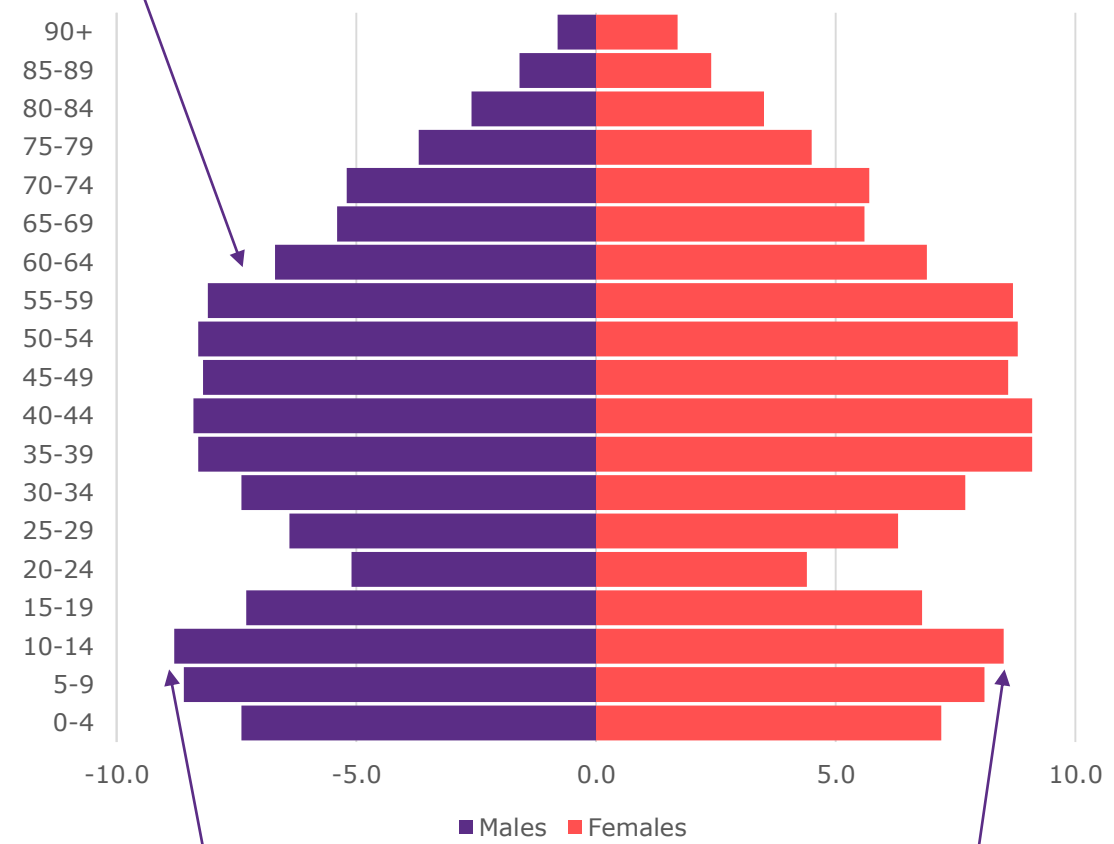
Greater Manchester
Moving



Trafford population estimates 2017



Trafford population projections 2021





UNEMPLOYMENT & NEETS

01 /

% of people in Trafford who are unemployed.

3.6%

Compared to 4.9% in GM and 4.0%
in England.

02 /

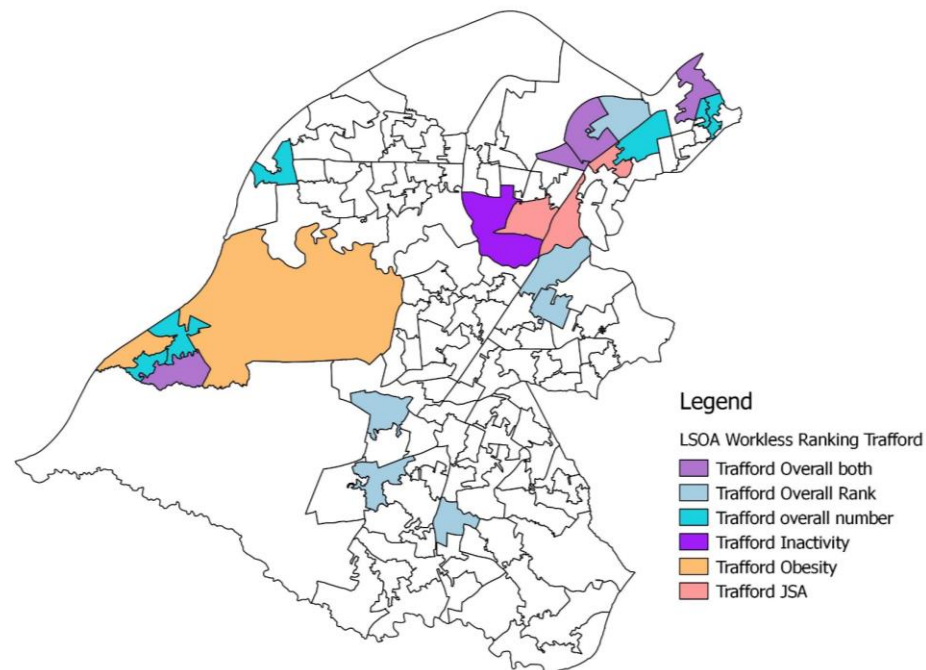
% of NEET Young people

8.4%

Compared to 6.9% in GM and 6.0%
in England.

WORKLESSNESS IN TRAFFORD

The coloured areas show the highest prevalence of worklessness in Trafford.



GREATERSPORT

VOLUNTEERING VCSE SECTOR STATE OF THE SECTOR



A joint venture to support
the local VCSE sector
in the ten boroughs of
Greater Manchester

HOW MANY ORGANISATIONS IN THE VCSE SECTOR?

There are an estimated 15,890 organisations in GM, 77% are micro organisations with an income below £10,000

1,455 ORGANISATIONS IN TRAFFORD

90% MICRO ORGANISATIONS

27,800 VOLUNTEERS

1,700 FTE PAID STAFF

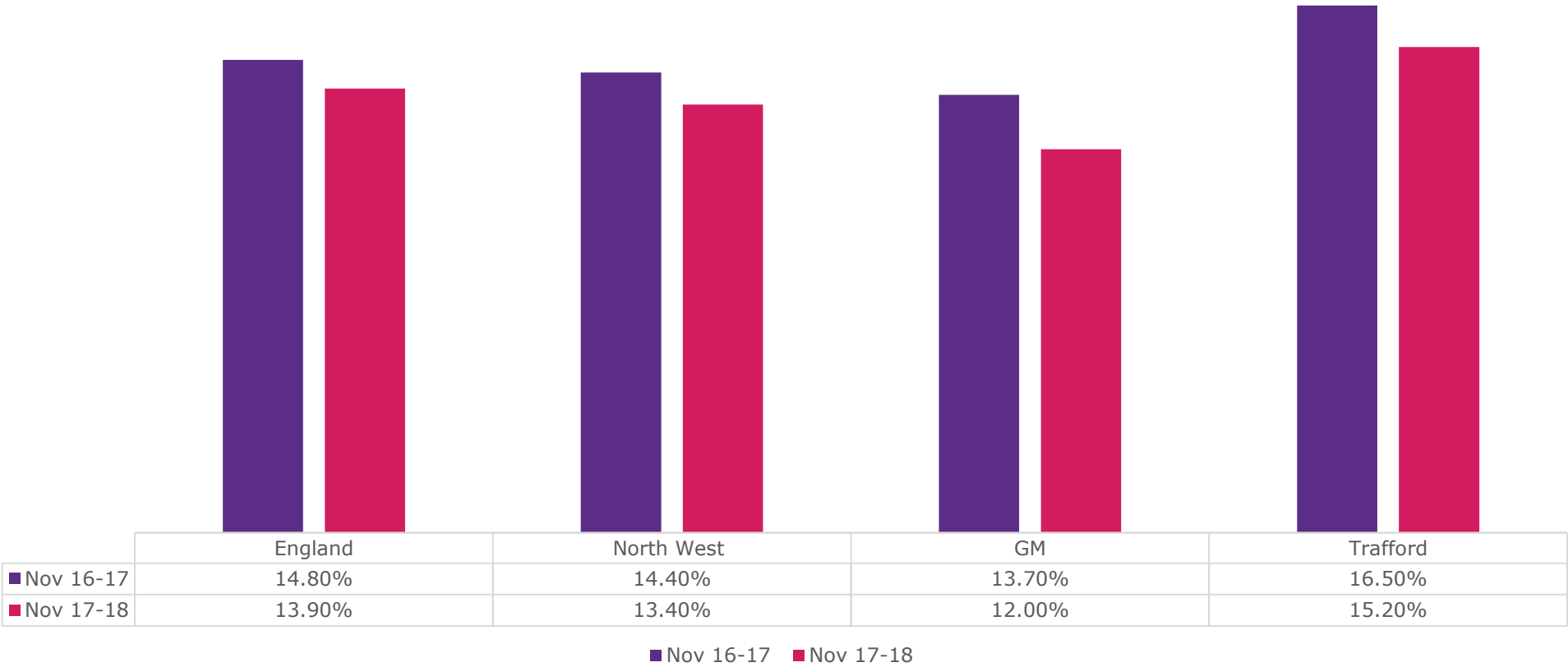
68% PLAN OR ARE WORKING WITH THE VCSE SECTOR

GREATERSPORT

VOLUNTEERING ACTIVE LIVES

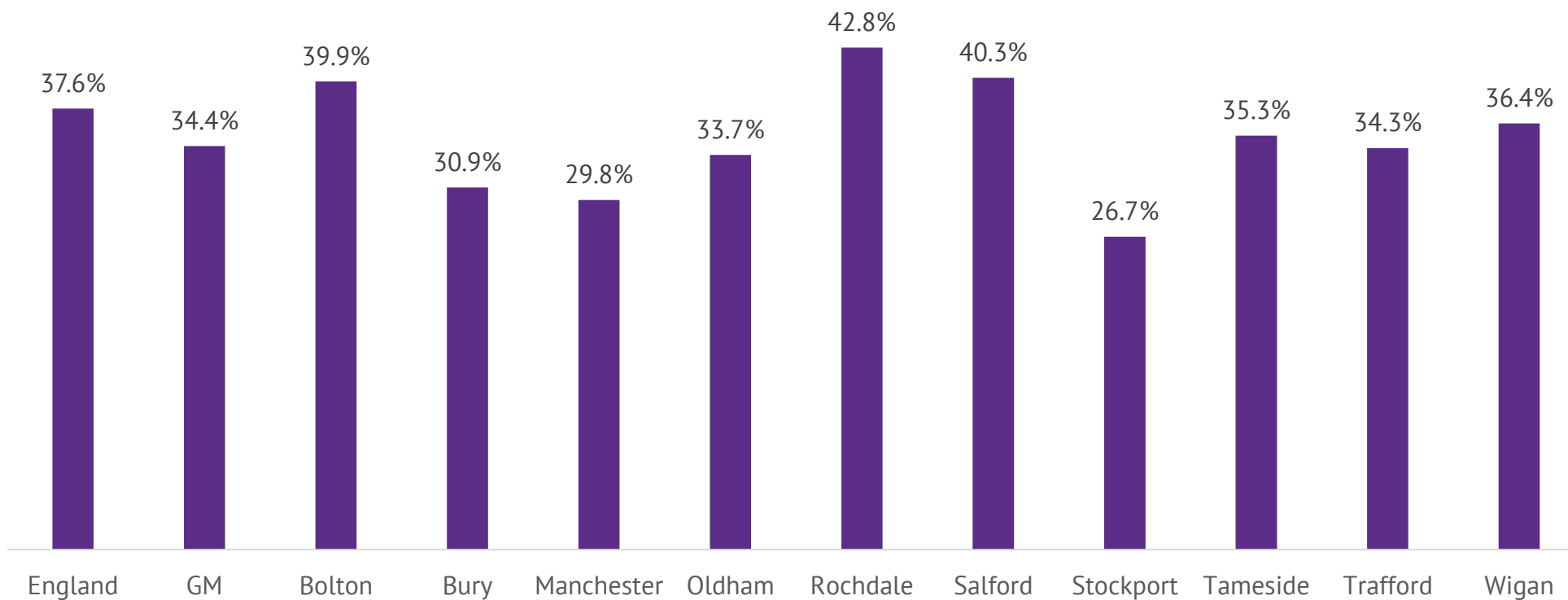


VOLUNTEERING – ACTIVE LIVES



VOLUNTEERING – ACTIVE LIVES

Volunteered at least twice in the last 12 months Years 5-11



KEY POINTS

NEET Young People

Within Trafford 8.4% of young people are considered NEET (Not in Education, Employment or Training), Compared to 6.9% in GM.

Older People

People 75+ are the least likely to volunteer, only 16% of organisations in VCSE sector currently target older people. Premature mortality is high in Trafford compared to England for CVD, cancer and respiratory disease and there are 2421 hospital admissions due to falls each year. Population projections show there are going to be more older people by 2021. Less People in this age group are active and tend to volunteer in the sport and physical activity sector.

Partington Area

This area has high inactivity, high deprivation and high levels of obesity at the end of year 6. This is an area high in inequalities. Partington is also an LP area and one of their focus areas is worklessness, which volunteering can play a part in supporting.